

Master VMware Identity Manager Deployment with Our Comprehensive Guide

Are you ready to embark on the journey of deploying VMware Identity Manager (vIDM)? Whether you're a seasoned IT professional or taking your first steps in identity management, our comprehensive deployment guide is here to illuminate your path.



VMware Identity Manager Deployment Guide by John Postill

★★★★★ 5 out of 5

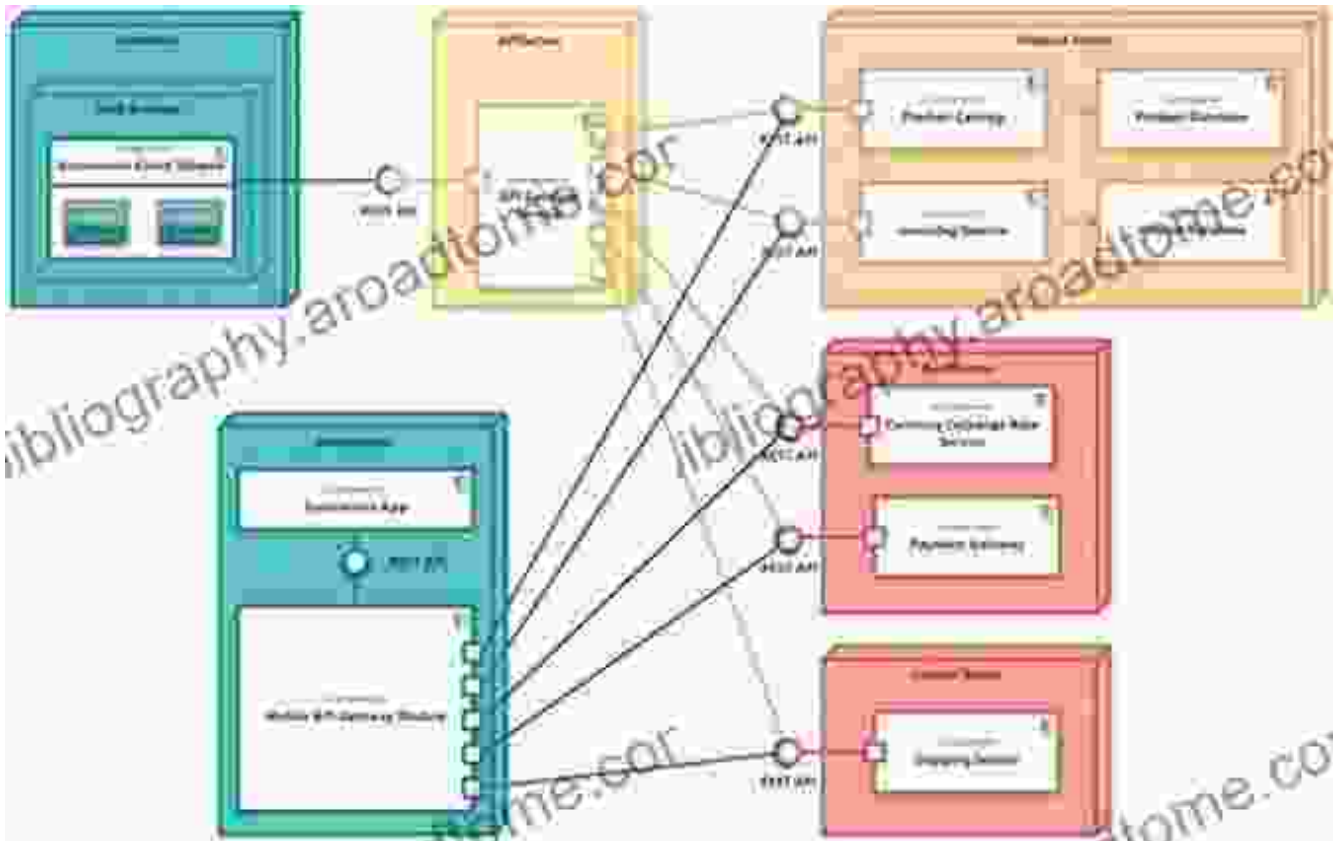
Language : English
File size : 1202 KB
Text-to-Speech : Enabled
Screen Reader : Supported
Enhanced typesetting : Enabled
Print length : 19 pages
Lending : Enabled



Step 1: Laying the Foundation

Before delving into the deployment process, it's crucial to ensure your infrastructure is ready. Our guide provides detailed instructions on:

- Hardware and software requirements
- Network configuration
- DNS settings
- Security considerations



Step 2: Installation and Configuration

With the foundation in place, it's time to install and configure vIDM. Our guide leads you through every step, including:

1. Installing the vIDM appliance
2. Configuring network settings
3. Creating and managing administrators
4. Enabling authentication and authorization methods



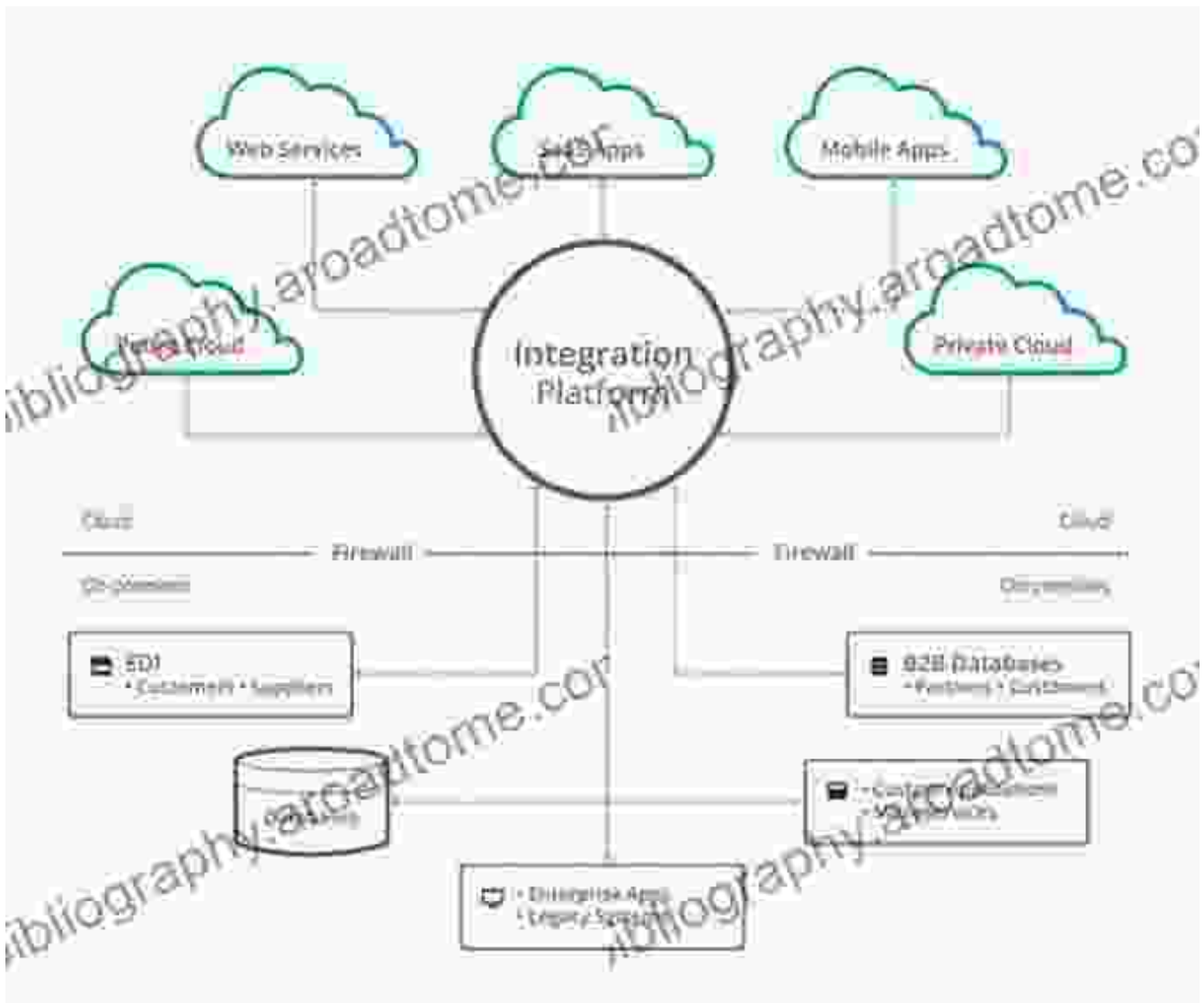
Navigating the vIDM installation process with ease

Step 3: Integration and Extension

To unlock the full potential of vIDM, integrate it with your existing systems.

Our guide covers:

- Integrating with Active Directory
- Connecting to cloud services (e.g., AWS, Azure)
- Extending vIDM with custom plugins



Step 4: Deployment Best Practices

To ensure a smooth and secure deployment, consider these best practices:

- Use a dedicated vIDM appliance
- Implement strong access controls
- Regularly update and patch vIDM
- Monitor and audit vIDM logs

With our comprehensive guide, you're now equipped to confidently deploy VMware Identity Manager. Remember, successful implementation requires a combination of technical expertise and a deep understanding of your organization's identity management needs.


Embrace the power of vIDM to enhance user experience, improve security, and streamline identity management processes. Join the ranks of IT professionals who have mastered vIDM deployment and unlock its full potential.



VMware Identity Manager Deployment Guide by John Postill

★★★★★ 5 out of 5

Language : English
File size : 1202 KB
Text-to-Speech : Enabled
Screen Reader : Supported
Enhanced typesetting : Enabled
Print length : 19 pages
Lending : Enabled



Stories From The Life Of Baha: A Must-Read For Spiritual Seekers

Discover the Inspiring Teachings and Enriching Stories of Baha'u'llah In this captivating book, readers embark on a profound journey through the life and teachings of...



An Editor's Guide to Adobe Premiere Pro: Master the Art of Video Editing

Discover the Power of Premiere Pro, Your Key to Captivating Visuals In the realm of video editing, Adobe...