


Unleash Your Inner Grandmaster: The Ultimate Chess Guide for Beginners

Welcome to the world of chess, an ancient and captivating game of strategy that has captivated minds for centuries. Whether you're a complete novice or an aspiring tactician, this comprehensive guide will empower you with the knowledge and skills to master the chessboard and unleash your inner grandmaster.



Chess for Beginners: The Ultimate Chess Guide for Beginners: From the Opening to Closing Strategies, With the Basics to Understand the Champions'

Strategies by Harry C. Boyte

★★★★☆ 4 out of 5

Language : English
File size : 4287 KB
Text-to-Speech : Enabled
Screen Reader : Supported
Enhanced typesetting : Enabled
X-Ray : Enabled
Print length : 95 pages
Lending : Enabled



Understanding the Basics

Before we delve into the intricacies of chess strategy, let's establish a solid foundation by understanding the basics:

The Chessboard and Pieces

Chess is played on a 8x8 checkered board, alternating between light and dark squares. Each player commands an army of 16 pieces:

- **King:** The most important piece, which must be protected at all costs.
- **Queen:** The most powerful piece, capable of moving horizontally, vertically, or diagonally.
- **Rook:** A long-range piece that can move horizontally or vertically.
- **Bishop:** A diagonal-moving piece that can only move along its own color.
- **Knight:** An L-shaped mover that can jump over other pieces.
- **Pawn:** The most numerous piece, which typically moves forward one square at a time.

Objective of the Game

The objective of chess is to put your opponent's king into a position known as "checkmate." This occurs when the king is under immediate threat of capture (check) and there is no legal move to escape.

Essential Strategies for Beginners

With the basics in place, let's explore some essential strategies to enhance your chess gameplay:

Control the Center

The central squares of the board are crucial for controlling the game. By occupying these squares with your pieces, you limit your opponent's mobility and create opportunities for attack.

Develop Your Pieces Early

Don't hesitate to bring your pieces into play early in the game. Develop your knights and bishops first, as they can control more squares and put pressure on your opponent's position.

Protect Your King

Your king is the most valuable piece, so it's essential to keep it safe. Castle early to put your king in a more secure position and bring your rooks into action.

Attack Your Opponent's Weaknesses

Constantly scan the board for your opponent's weaknesses. Pin their pieces, target their undefended pawns, and exploit any gaps in their defense.

Don't Move Too Quickly

Take your time and consider each move carefully. Don't rush into decisions that might put you in a disadvantageous position. Look for threats and opportunities, and only move your pieces when it's advantageous.

Chess Lessons and Tutorials

To further enhance your understanding and skills, we recommend exploring the following chess lessons and tutorials:


- [Chess.com Tutorial](#)
- [Chesscademy Lessons](#)
- [Beginner Chess Tutorial by Hikaru Nakamura](#)

Practice Makes Perfect

The key to mastering chess is consistent practice. Play as much as possible, against both human and computer opponents. Analyze your games and learn from your mistakes. With dedication and practice, you'll gradually improve your skills and climb the chess ladder.

Embarking on a chess journey is a rewarding endeavor that offers endless intellectual challenges and opportunities for strategic growth. The Ultimate Chess Guide for Beginners has provided you with the fundamental knowledge and strategies to excel on the chessboard. Remember to practice consistently, learn from your experiences, and never stop exploring the intricate world of chess.

So, what are you waiting for? Grab a chessboard, gather your opponents, and let the battle of wits begin! May your moves be skillful, your strategies brilliant, and your victories triumphant.




Chess for Beginners: The Ultimate Chess Guide for Beginners: From the Opening to Closing Strategies, With the Basics to Understand the Champions' Strategies

by Harry C. Boyte

★★★★☆ 4 out of 5

Language	: English
File size	: 4287 KB
Text-to-Speech	: Enabled
Screen Reader	: Supported
Enhanced typesetting	: Enabled
X-Ray	: Enabled
Print length	: 95 pages
Lending	: Enabled



Stories From The Life Of Baha: A Must-Read For Spiritual Seekers

Discover the Inspiring Teachings and Enriching Stories of Baha'u'llah In this captivating book, readers embark on a profound journey through the life and teachings of...



An Editor's Guide to Adobe Premiere Pro: Master the Art of Video Editing

Discover the Power of Premiere Pro, Your Key to Captivating Visuals In the realm of video editing, Adobe...